



TECHNICAL BROCHURE

B30-70GSZ R1

FEATURES

Powered for Continuous Operation: All ratings are within the working limits of the motor as recommended by the motor manufacturer. Pump can be operated continuously without damage to the motor.

Field Serviceable: Units have left hand threads and are field serviceable with common tools and readily available repair parts.

Sand Handling Design: Our face clearance, floating impeller stack has proven itself for over 50 years as a superior sand handling, durable pump design.

FDA Compliant Non-Metallic Parts: Impellers, diffusers and bearing spiders are constructed of glass filled engineered composites. They are corrosion resistant and non-toxic.

Discharge Head/Check Valve: Cast 303 stainless steel for strength and durability. Two cast-in safety line loops for installer convenience. The built-in check valve is constructed of stainless steel and FDA compliant BUNA rubber for abrasion resistance and quiet operation.

Motor Adapter: Cast 303 stainless steel for rigid, accurate alignment of pump and motor. Easy access to motor mounting nuts using standard open end wrench.

Stainless Steel Casing: Polished stainless steel is strong and corrosion resistant.

Hex Shaft Design: Six sided shafts for positive impeller drive.

Engineered Polymer Bearings: The proprietary, engineered polymer bearing material is strong and resistant to abrasion and wear. The enclosed upper bearing is mounted in a durable Noryl® bearing spider for excellent abrasion resistance.

e-GS

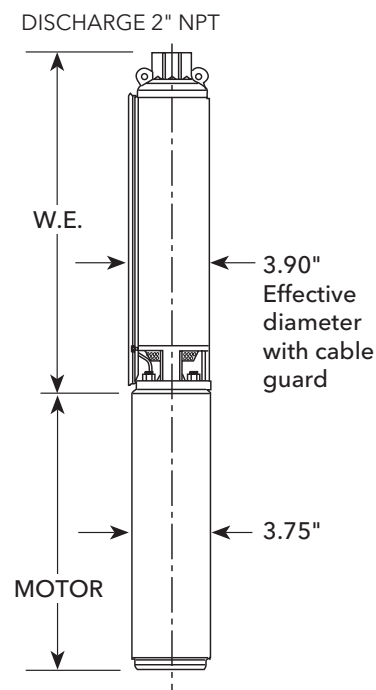
30GSZ, 38GSZ, 54GSZ, 70GSZ

30-70 GPM 1-7.5 HP, 50 HZ, SUBMERSIBLE PUMPS



WATER END DATA

Series	Model	Stages	Water End Length		Water End Weight		Required Minimum	
			mm	inches	kg	lbs	HP	kW
30GSZ	30GSZ10	7	390	15.4	4.2	9	1	0.75
	30GSZ15	10	485	19.1	5.1	11	1.5	1.1
	30GSZ20	14	645	25.4	6.8	15	2	1.5
	30GSZ30	21	862	33.9	9.1	20	3	2.2
	30GSZ40	29	1127	44.4	11.8	26	4	3
38GSZ	38GSZ10	5	330	13.0	3.5	8	1	0.75
	38GSZ15	7	392	15.4	4.2	9	1.5	1.1
	38GSZ20	10	485	19.1	5.1	11	2	1.5
	38GSZ30	15	642	25.3	7.1	16	3	2.2
	38GSZ40	21	864	34.0	9.1	20	4	3
	38GSZ55	28	1081	42.6	11.5	25	5.5	4
54GSZ	54GSZ20	10	695	27.4	7	15	2	1.5
	54GSZ30	14	940	37.0	9.3	21	3	2.2
	54GSZ40	19	1200	47.2	12	26	4	3
	54GSZ55	25	1529	60.2	15.5	34	5.5	4
	54GSZ75	35	2048	80.6	21.1	47	7.5	5.5
70GSZ	70GSZ30	12	953	37.5	9.7	21	3	2.2
	70GSZ40	16	1224	48.2	12.4	27	4	3
	70GSZ55	21	1621	63.8	16.5	36	5.5	4
	70GSZ75	29	2164	85.2	21.9	48	7.5	5.5



"GS" SERIES MATERIALS OF CONSTRUCTION

Part Name	Material
Discharge Head	AISI 303 SS
Check Valve Poppet	AISI 303 SS
Check Valve Seal	BUNA, FDA Compliant
Check Valve Seat	AISI 304 SS
Check Valve Retaining Ring	AISI 302 SS
Bearing Spider - Upper	Noryl
Bearing	Proprietary Engineered Polymer
Klipring	AISI 301 SS
Diffuser	Noryl
Impeller	Noryl
Bowl	AISI 304 SS
Intermediate Sleeve*	AISI 304 SS, Powder Metal
Intermediate Shaft Coupling*	AISI 304 SS, Powder Metal
Intermediate Bearing Spider*	Noryl
Intermediate Bearing Spider*	AISI 303 SS
Shim	AISI 304 SS
Screws - Cable Guard	AISI 304 SS
Motor Adapter	AISI 303 SS
Casing	AISI 304 SS
Shaft	17-4 PH Stainless Steel
Coupling	AISI 304 SS, Powder Metal
Cable Guard	AISI 304 SS
Suction Screen	AISI 304 SS

*See repair parts for where used.

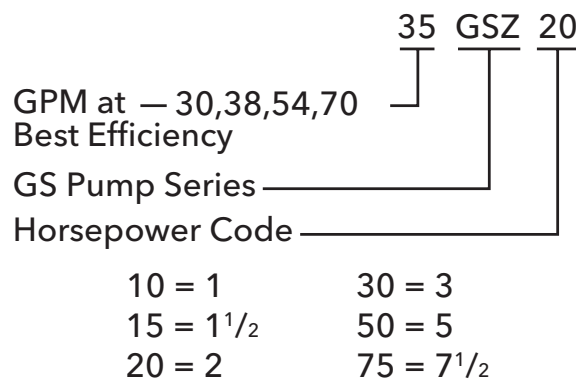
SPECIFICATIONS

Model	HP Range	Rec. Flow Range m ³ /hr	Best Efficiency m ³ /hr	2" Discharge		Minimum Well Diameter	Rotation ^②
				Std.	Opt. ^①		
30GSZ	1 - 4	3 - 8	6	NPT	BSPP	4"	CCW
38GSZ	1 - 7.5	4 - 11	8				
54GSZ	2 - 7.5	6 - 15	12				
70GSZ	3 - 7.5	8 - 22	16				

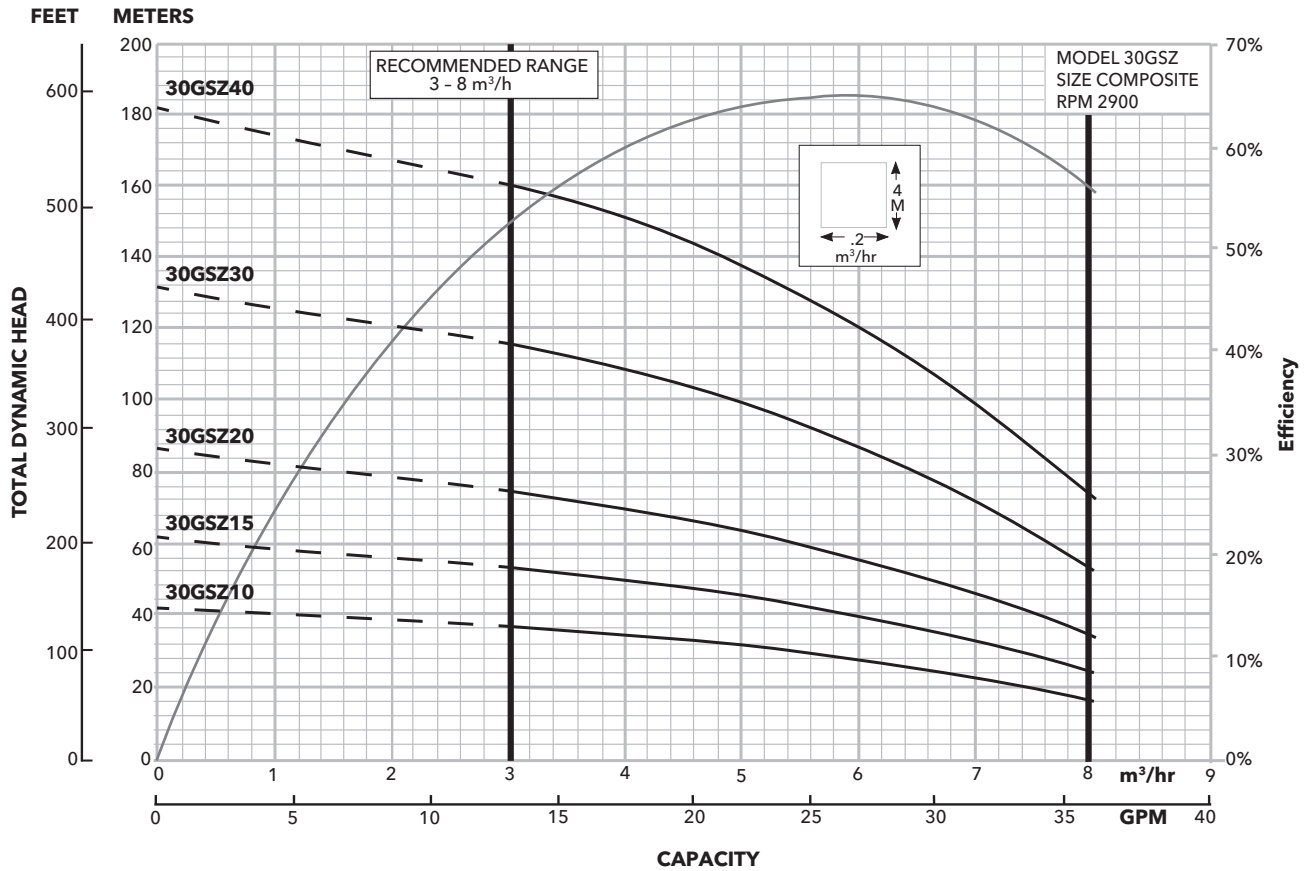
① To order with a 2" BSPP thread, add an "M" suffix to order no.

② Rotation is counterclockwise when observed from pump discharge end.

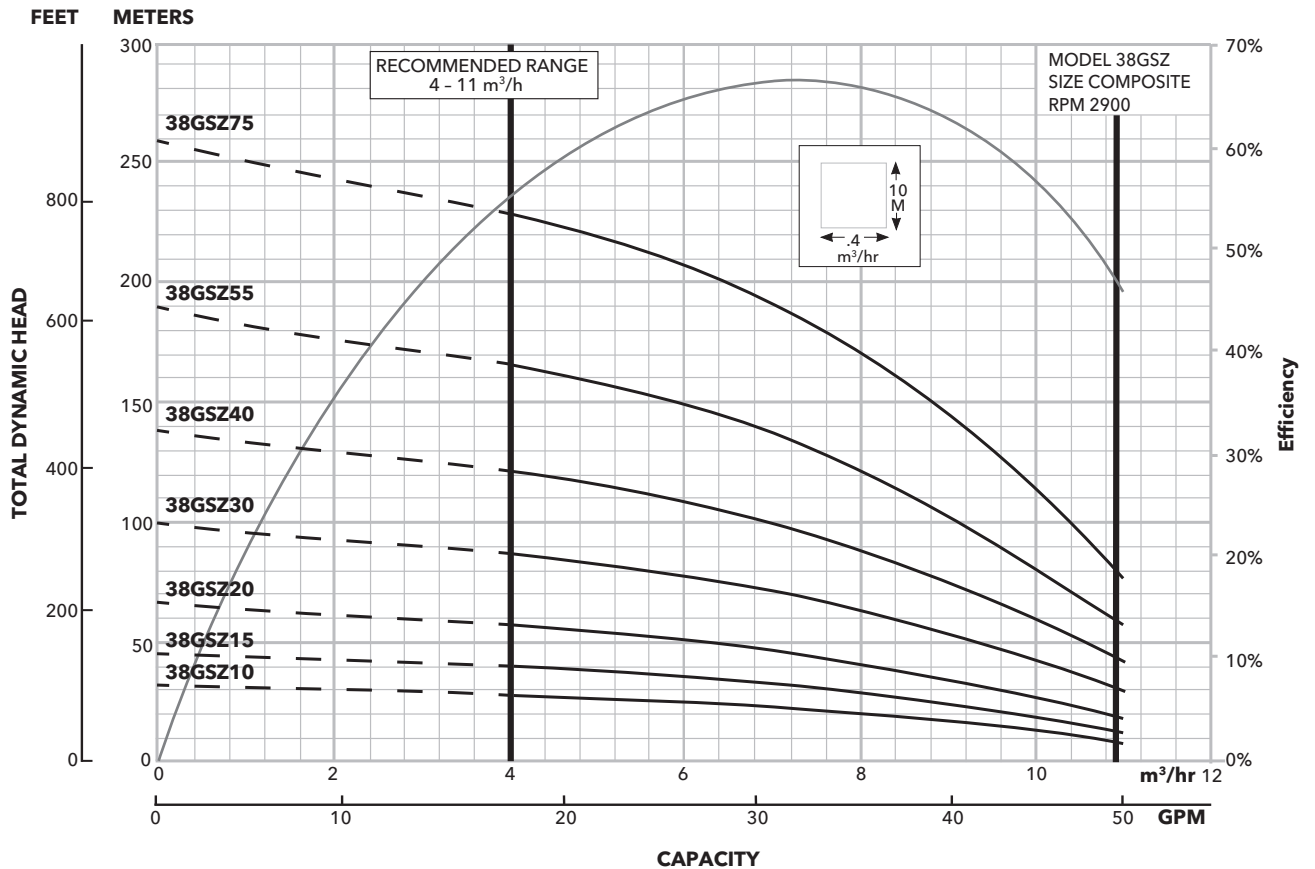
NOMENCLATURE - SOLD AS WATER ENDS ONLY



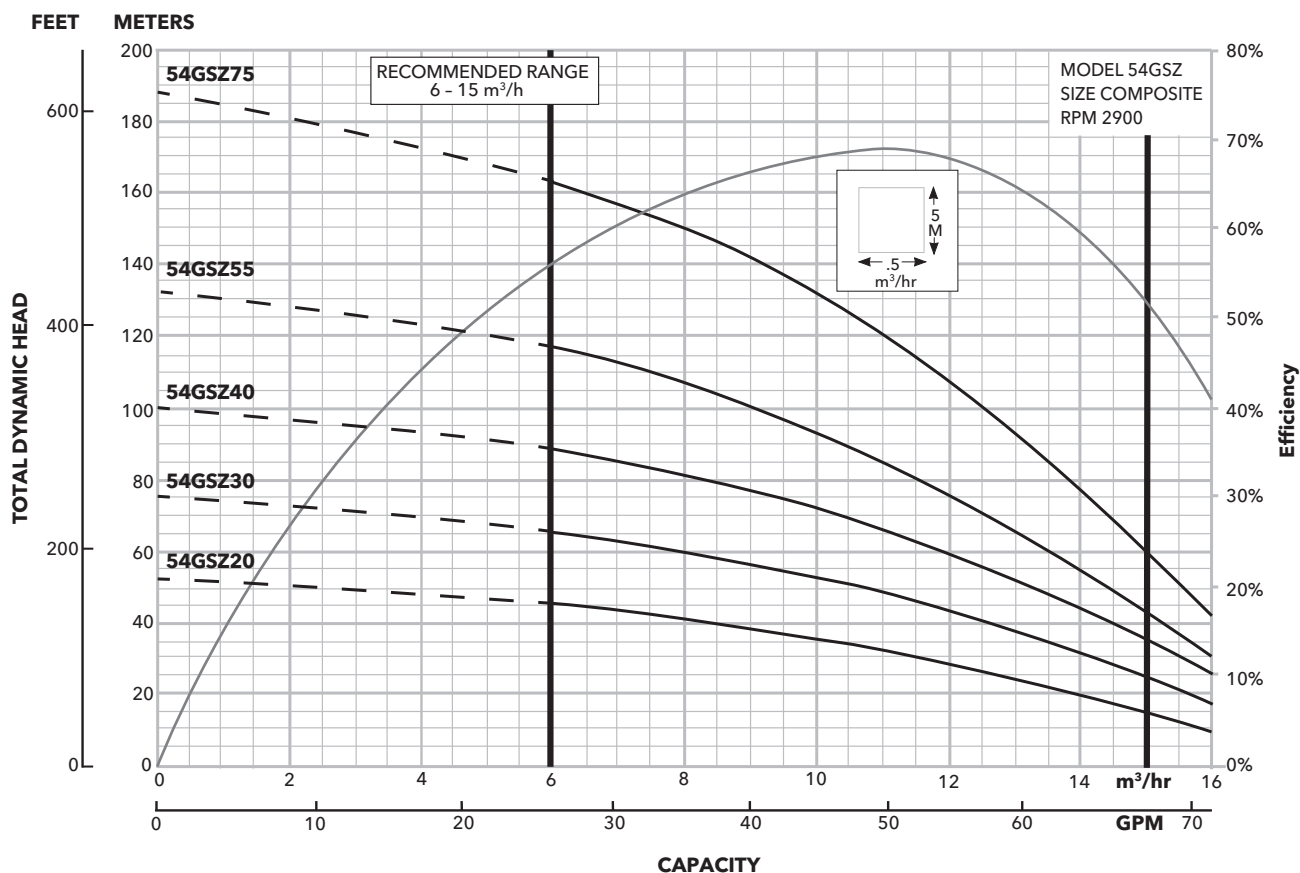
Model 30GSZ



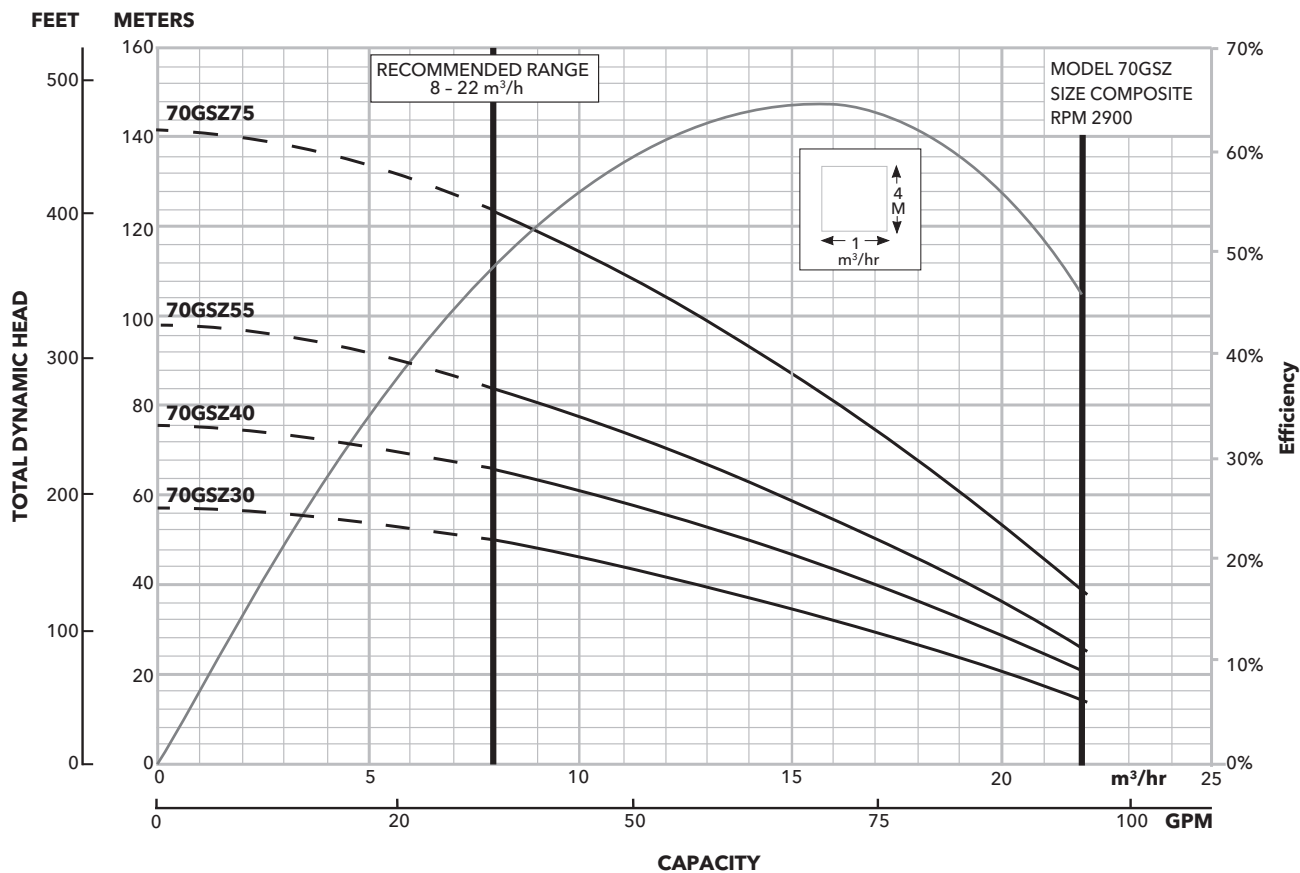
Model 38GSZ



Model 54GSZ



Model 70GSZ



PART NUMBER CROSS REFERENCE

Previous Model GS 50 Hz High Capacity Part Number	New e-GS 50 Hz High Capacity Part Number
28GSZ10	30GSZ10
28GSZ15	30GSZ15
28GSZ20	30GSZ20
28GSZ30	30GSZ30
28GSZ40	30GSZ40
36GSZ10	38GSZ10
36GSZ15	38GSZ15
36GSZ20	38GSZ20
36GSZ30	38GSZ30
36GSZ40	38GSZ40
36GSZ55	38GSZ55
36GSZ75	38GSZ75
45GSZ20	54GSZ20
45GSZ30	54GSZ30
45GSZ40	54GSZ40
45GSZ55	54GSZ55
45GSZ75	54GSZ75
45GSZ100	NA
50GSZ20	54GSZ20
50GSZ30	54GSZ30
50GSZ40	54GSZ40
50GSZ55	54GSZ55
50GSZ75	54GSZ75
65GSZ30	70GSZ30
65GSZ40	70GSZ40
65GSZ55	70GSZ55
65GSZ75	70GSZ75

* Determined using best efficiency point, see curves for more detail

NOTES

NOTES

Xylem |'zīləm|

- 1) The tissue in plants that brings water upward from the roots;
- 2) a leading global water technology company.

We're a global team unified in a common purpose: creating advanced technology solutions to the world's water challenges. Developing new technologies that will improve the way water is used, conserved, and re-used in the future is central to our work. Our products and services move, treat, analyze, monitor and return water to the environment, in public utility, industrial, residential and commercial building services, and agricultural settings. With its October 2016 acquisition of Sensus, Xylem added smart metering, network technologies and advanced data analytics for water, gas and electric utilities to its portfolio of solutions. In more than 150 countries, we have strong, long-standing relationships with customers who know us for our powerful combination of leading product brands and applications expertise with a strong focus on developing comprehensive, sustainable solutions.

For more information on how Xylem can help you, go to www.xyleminc.com



Xylem Inc.
2881 East Bayard Street Ext., Suite A
Seneca Falls, NY 13148
Phone: (866) 325-4210
Fax: (888) 322-5877
www.gouldswatertechnology.com

Goulds is a registered trademark of Goulds Pumps, Inc. and is used under license.
CentriPro is a trademark of Xylem Inc. or one of its subsidiaries.
Noryl and Lexan are trademarks of GE Plastic.
© 2017 Xylem Inc. B30-70GSZ R1 February 2017